





Spessore
Thickness
Epaisseur
Stärke

20MM

DIGITAL TECHNOLOGY





Spessore
Thickness
Epaisseur
Stärke

20MM

DIGITAL TECHNOLOGY



tecnologia digitale

DIGITAL TECHNOLOGY
TECHNOLOGIE DIGITALE
DIGITALTECHNIK

gres porcellanato ad impasto colorato

COLOURED BODY PORCELAIN STONEWARE
GRES CERAM COLORÉ PLEINE MASSE
EINGEFÄRBTES FEINSTEINZEUG

6 colori 1 formato rettificato

6 COLOURS / 1 SIZE / RECTIFIED
6 COULEURS / 1 FORMAT / RECTIFIÉ
6 FARBEN / 1 FORMAT / REKTIFIZIERT

20MM: ESTREMAMENTE PERFORMANTE E IDEALE IN AMBIENTI ESTERNI PUBBLICI E PRIVATI COME GIARDINI, PISCINE E CAMMINAMENTI, ALTRETTANTO VERSATILE PER SPAZI RESIDENZIALI, COMMERCIALI E INDUSTRIALI INTERNI, DOVE SI RICHIEDE UN'ALTA RESISTENZA DI CARICO AL PESO E ISPEZIONABILITÀ SOTTO PAVIMENTO.
FACILE DA POSARE A SECCO SU ERBA, SABBIA E GHIAIA, A COLLA SU MASSETTO.
IN FORMATO CM 50x100 E 6 COLORI DISPONIBILI PER SUPERFICI DALLO STILE: CEMENTIZIO (STAGE), PIETRA NATURALE (DISIGUAL) O CALCAREA (SEASTONE) 20MM GARANTISCE UN'AMPIA SCELTA DI COMBINAZIONI E SOLUZIONI PER SPAZI IN E OUTDOOR.

20MM: EXTREME PERFORMANCE, IDEAL FOR PRIVATE AND PUBLIC AREAS SUCH AS GARDEN, SWIMMING POOL AND WALKWAYS. EQUALLY VERSATILE INDOORS FOR RESIDENTIAL, COMMERCIAL AND INDUSTRIAL USE, WHERE HIGH WEIGHT RESISTANCE AND UNDERFLOOR INSPECTION GAPS ARE REQUIRED.
EASY FOR DRY INSTALLATION ON GRASS, SAND AND GRAVEL, OR SCREED BY MEAN OF ADHESIVE.
AVAILABLE IN 50x100 CM, SIX COLOURS AND COMPLEMENTING CEMENT STYLE (STAGE), NATURAL STONE (DISIGUAL) AND LIMESTONE (SEASTONE), 20MM ENABLES A WIDE CHOICE OF COORDINATES AND SOLUTIONS FOR BOTH INDOORS AND EXTERNAL FINISH.

NOTRE OFFRE 20MM EST EXTRÊMEMENT PERFORMANTE ET SERA IDÉALE POUR RECOUVRIR VOS SOLS DE BUREAUX INFORMATIQUES, VOS ALLÉES DE JARDIN, VOTRE ACCÈS VERS VOTRE GARAGE, VOS PLAGES DE PISCINE AINSI QUE VOS TERRASSES EXTÉRIEURES, QU'ELLES SOIENT PUBLIQUES OU PRIVÉES.
ELLE RÉPONDRA À TOUTES LES EXIGENCES DES ENVIRONNEMENTS NÉCESSITANT UNE HAUTE RÉSISTANCE STATIQUE, QU'ILS SOIENT RÉSIDENTIELS, COMMERCIAUX OU INDUSTRIELS, AVEC LA POSSIBILITÉ D'INTERVENIR AVEC SIMPLICITÉ SOUS LA SURFACE. TRÈS FACILE À POSER DIRECTEMENT SUR L'HERBE, SUR UN LIT DE GRAVIER, SUR PLOTS OU À COLLER SUR CHAPE, VOUS CHOISIREZ LE MOYEN QUI VOUS SATISFERA LE MIEUX.
ELLE EST DISPONIBLE EN FORMAT 50x100, DÉCLINÉE EN 6 TEINTES ALLIANT DIFFÉRENTES SURFACES :
- ASPECT CIMENT AVEC LA SÉRIE STAGE
- TENDANCE PIERRE NATURELLE AVEC LA SÉRIE DISIGUAL
- EFFET CALCAIRE AVEC LA SÉRIE SEASTONE
LA COLLECTION 20MM, C'EST LA GARANTIE D'UN GRAND CHOIX DE COMBINAISONS ET DE POSSIBILITÉS DE POSE POUR AGRÉMENTER TANT VOS EXTÉRIEURS QUE VOS INTÉRIEURS.

20MM SIND FEINSTEINZEUGFLIESEN FÜR FUSSBÖDEN IN AUSSENBEREICH UND FÜR DOPPELBÖDEN GEEIGNET.
20MM GARANTIEREN EINE HÖHERE WIDERSTANDSFÄHIGKEIT FÜR HOHE BEANSPRUCHUNG UND BELASTUNGEN UND IST IDEAL FÜR FUSSBÖDEN IN PRIVATEN ODER ÖFFENTLICHEN AUSSENBEREICH. EINSETZBAR FÜR GÄRTEN, POOLS, TERRASSEN, GEHWEGE UND DACHTERRASSEN. 20MM KÖNNEN ALS ERGÄNZUNG ZU UNSEREN BESTEHENDEN FLIESENREIEN WIE Z.B. DISIGUAL (NATURSTEINOPTIK), STAGE (BETONOPTIK) UND SEASTONE (KALKSTEIN) EINGESETZT WERDEN UND IST IN 6 FARBEN ERHÄLTlich.
20MM IST FROSTSICHER, CHEMIKALIENBESTÄNDIG UND WITTERUNGSBESTÄNDIG UND FÜR DEN PRIVATEN UND GEWERBLICHEN AUSSENBEREICHEN ZUR VERLEGUNG BESTIMMT.
FÜR 20 MM KANN AUF VERSCHIEDENE VARIATIONEN VERLEGT WERDEN:
DOPPELBODEN AUF TRÄGERN UND STÜTZEN
DIREKT AUF KIES ODER ERDE
MIT HANDELSÜBLICHEN KLEBER



STAGE MUD 20MM



STAGE MUD RETTIFICATO 50x100 - 20MM











GRES PORCELLANATO AD IMPASTO COLORATO
 COLOURED BODY PORCELAIN STONEWARE
 GRES CERAM COLORE PLEINE MASSE
 EINGEFÄRBTES FEINSTEINZEUG

RETTIFICATO
 RECTIFIED
 RECTIFIÉ
 REKTIFIZIERT



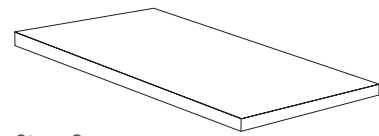
20MM STAGE GREY

50x100

DIGITAL TECHNOLOGY



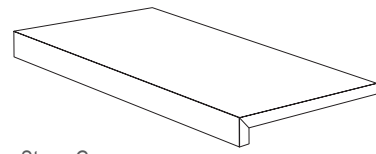
FORMATO/SIZE/FORMAT/FORMATE



Stage Grey
 RETTIFICATO 50x100 - 20MM

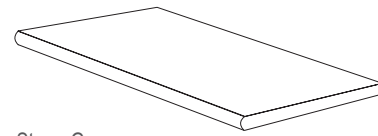
77

PEZZI SPECIALI/TRIMS/PIÈCES SPÉCIALES/FORMTEILE



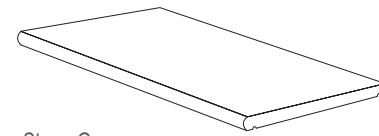
Stage Grey
 Gradone a Elle
 RETTIFICATO 100x50x5 - 20MM

91



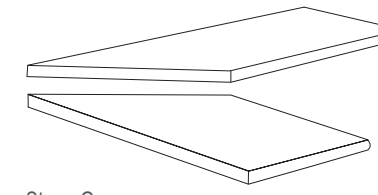
Stage Grey
 Gradone con toro
 RETTIFICATO 50x100 - 20MM

93



Stage Grey
 Gradone doppio toro con sgocciolatoio
 RETTIFICATO 50x100 - 20MM

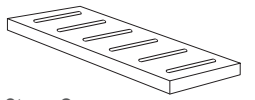
90



Stage Grey
 Angolo interno bordo con toro dx/sx
 RETTIFICATO - 20MM

92

92



Stage Grey
 Griglia
 RETTIFICATO 15x50 - 20MM

90

GRES PORCELLANATO AD IMPASTO COLORATO
 COLOURED BODY PORCELAIN STONEWARE
 GRES CERAM COLORE PLEINE MASSE
 EINGEFÄRBTES FEINSTEINZEUG

RETTIFICATO
 RECTIFIED
 RECTIFIÉ
 REKTIFIZIERT



20MM STAGE MUD

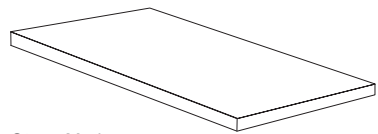
50x100

DIGITAL TECHNOLOGY



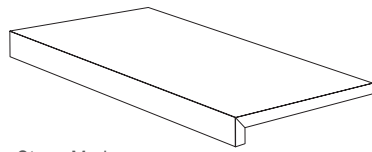
FORMATO/SIZE/FORMAT/FORMATE

PEZZI SPECIALI/TRIMS/PIÈCES SPÉCIALES/FORMTEILE



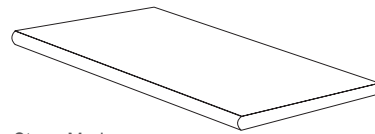
77

Stage Mud
 RETTIFICATO 50x100 - 20MM



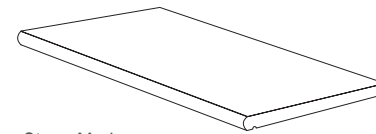
91

Stage Mud
 Gradone a Elle
 RETTIFICATO 100x50x5 - 20MM



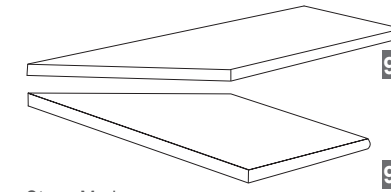
93

Stage Mud
 Gradone con toro
 RETTIFICATO 50x100 - 20MM



90

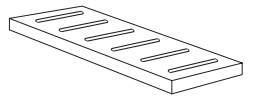
Stage Mud
 Gradone doppio toro con sgocciolatoio
 RETTIFICATO 50x100 - 20MM



92

92

Stage Mud
 Angolo interno bordo con toro dx/sx
 RETTIFICATO - 20MM



90

Stage Mud
 Griglia
 RETTIFICATO 15x50 - 20MM



GRES PORCELLANATO AD IMPASTO COLORATO
 COLOURED BODY PORCELAIN STONEWARE
 GRES CERAM COLORE PLEINE MASSE
 EINGEFÄRBTES FEINSTEINZEUG

RETTIFICATO
 RECTIFIED
 RECTIFIÉ
 REKTIFIZIERT



20MM SEASTONE WHITE

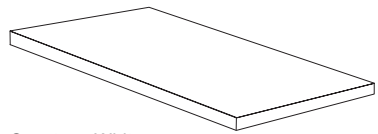
50x100

DIGITAL TECHNOLOGY



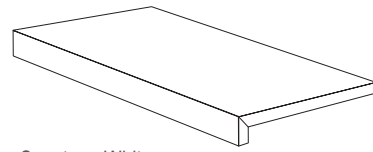
FORMATO/SIZE/FORMAT/FORMATE

PEZZI SPECIALI/TRIMS/PIÈCES SPÉCIALES/FORMTEILE



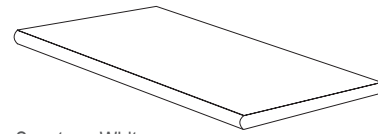
77

Seastone White
 RETTIFICATO 50x100 - 20MM



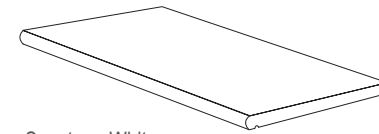
91

Seastone White
 Gradone a Elle
 RETTIFICATO 100x50x5 - 20MM



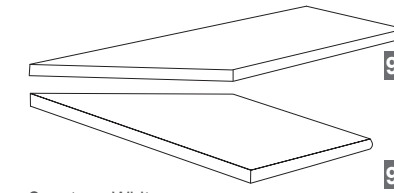
93

Seastone White
 Gradone con toro
 RETTIFICATO 50x100 - 20MM



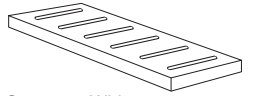
90

Seastone White
 Gradone doppio toro con sgocciolatoio
 RETTIFICATO 50x100 - 20MM



92

Seastone White
 Angolo interno bordo con toro dx/sx
 RETTIFICATO - 20MM



90

Seastone White
 Griglia
 RETTIFICATO 15x50 - 20MM

GRES PORCELLANATO AD IMPASTO COLORATO
 COLOURED BODY PORCELAIN STONEWARE
 GRES CERAM COLORE PLEINE MASSE
 EINGEFÄRBTES FEINSTEINZEUG

RETTIFICATO
 RECTIFIED
 RECTIFIÉ
 REKTIFIZIERT



20MM SEASTONE GREY

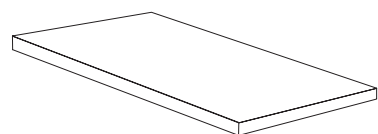
50x100

DIGITAL TECHNOLOGY



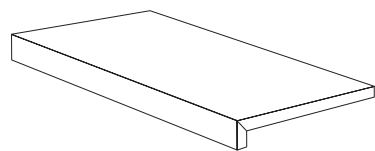
FORMATO/SIZE/FORMAT/FORMATE

PEZZI SPECIALI/TRIMS/PIÈCES SPÉCIALES/FORMTEILE



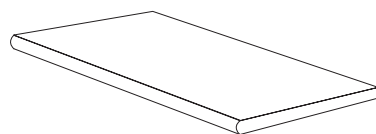
77

Seastone Grey
 RETTIFICATO 50x100 - 20MM



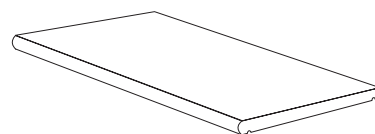
91

Seastone Grey
 Gradone a Elle
 RETTIFICATO 100x50x5 - 20MM



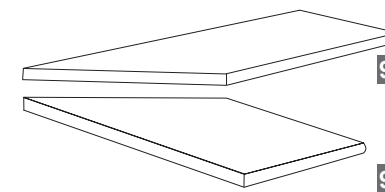
93

Seastone Grey
 Gradone con toro
 RETTIFICATO 50x100 - 20MM



90

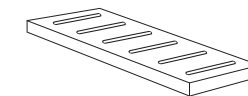
Seastone Grey
 Gradone doppio toro con sgocciolatoio
 RETTIFICATO 50x100 - 20MM



92

92

Seastone Grey
 Angolo interno bordo con toro dx/sx
 RETTIFICATO - 20MM



90

Seastone Grey
 Griglia
 RETTIFICATO 15x50 - 20MM

GRES PORCELLANATO AD IMPASTO COLORATO
 COLOURED BODY PORCELAIN STONEWARE
 GRES CERAM COLORE PLEINE MASSE
 EINGEFÄRBTES FEINSTEINZEUG

RETTIFICATO
 RECTIFIED
 RECTIFIÉ
 REKTIFIZIERT



20MM DISIGUAL GREY

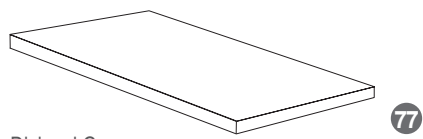
50x100

DIGITAL TECHNOLOGY



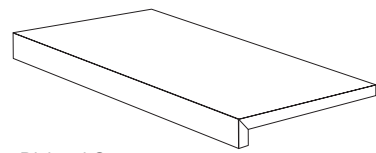
FORMATO/SIZE/FORMAT/FORMATE

PEZZI SPECIALI/TRIMS/PIÈCES SPÉCIALES/FORMTEILE



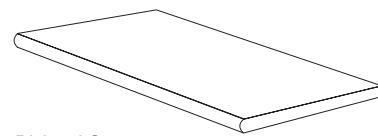
Disigual Grey
 RETTIFICATO 50x100 - 20MM

77



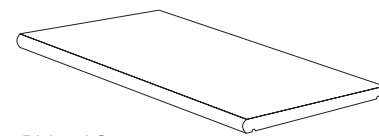
Disigual Grey
 Gradone a Elle
 RETTIFICATO 100x50x5 - 20MM

91



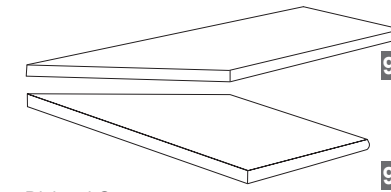
Disigual Grey
 Gradone con toro
 RETTIFICATO 50x100 - 20MM

93



Disigual Grey
 Gradone doppio toro con sgocciolatoio
 RETTIFICATO 50x100 - 20MM

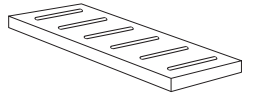
90



Disigual Grey
 Angolo interno bordo con toro dx/sx
 RETTIFICATO - 20MM

92

92



Disigual Grey
 Griglia
 RETTIFICATO 15x50 - 20MM

90

GRES PORCELLANATO AD IMPASTO COLORATO
 COLOURED BODY PORCELAIN STONEWARE
 GRES CERAM COLORE PLEINE MASSE
 EINGEFÄRBTES FEINSTEINZEUG


RETTIFICATO
 RECTIFIED
 RECTIFIÉ
 REKTIFIZIERT



20MM DISIGUAL ANTHRACITE

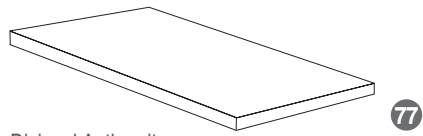
50x100

DIGITAL TECHNOLOGY



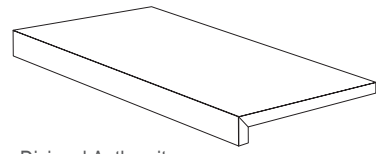
FORMATO/SIZE/FORMAT/FORMATE

PEZZI SPECIALI/TRIMS/PIÈCES SPÉCIALES/FORMTEILE



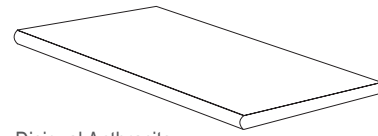
Disigual Anthracite
 RETTIFICATO 50x100 - 20MM

77



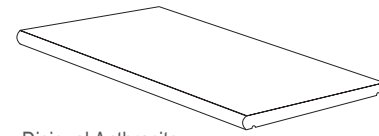
Disigual Anthracite
 Gradone a Elle
 RETTIFICATO 100x50x5 - 20MM

91



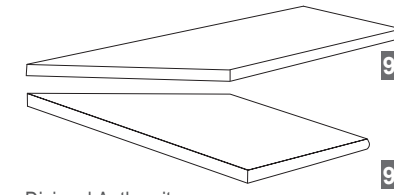
Disigual Anthracite
 Gradone con toro
 RETTIFICATO 50x100 - 20MM

93



Disigual Anthracite
 Gradone doppio toro con sgocciolatoio
 RETTIFICATO 50x100 - 20MM

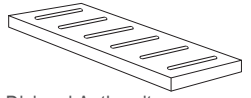
90



Disigual Anthracite
 Angolo interno bordo con toro dx/sx
 RETTIFICATO - 20MM

92

92












Disigual Anthracite
 Griglia
 RETTIFICATO 15x50 - 20MM

90

	RESISTE ALLA FLESSIONE E ALLA FORZA DI ROTTURA Modulus of rupture and breaking strength Résistant à la flexion et à la force de rupture Biegefestigkeit und Bruchlast		FACILE PULIBILITA' Easy to clean Facile à nettoyer Pflegeleicht		RESISTENZA DEI COLORI ALLA LUCE Color resistance to light Aucune altération des couleurs à la lumière Lichtbeständigkeit
	CARRABILE Drive-over Carrossable Befahrbar		IGNIFUGO Resistant to fire Ignifuge Feuerbeständig		RESISTE ALLO SHOCK TERMICO Thermal shock resistance Résistant au choc thermique Temperaturwechselbeständigkeit
	COORDINABILE IN INTERNO ED ESTERNO It can match indoor and outdoor Il est coordonné l'intérieur/extérieur Für Innen- und Außenbereiche koordinierbar ist		RESISTE ALLA SCIVOLOSITA' Skid resistance Antidérapant Rutschfestigkeit		RESISTE AL GELO Frost resistance Résistant au gel Frostbeständigkeit
	NON ASSORBE ACQUA No water absorption Aucune absorption d'eau Keine Wasseraufnahme		FACILE DA POSARE ED E' RETTIFICATO Easy to fit and it is rectified Il est facile à poser, il est rectifié Leicht verlegen und rektifiziert		RESISTE AI CARICHI DI ROTTURA CON SUPPORTO Charge of rupture with support Résistant aux charges de rupture avec support Biegefestigkeit und Bruchlast
	REMOVIBILE E ISPEZIONABILE It can be removed and inspected Facile à enlever et à contrôler Weil er entfernbar und inspektionierbar ist		RESISTE ALL'ATTACCO CHIMICO Resistance to chemical attack Résistant à l'attaque chimique Säure- und Laugenbeständigkeit		RESISTE A MUFFA, MUSCHIO E SALE Resistance to mold, moss and salt Résistant à la moisissure, à la mousse et au sel Resistent gegen Schimmel, Moos und Salz

PAVIMENTI IN GRES PORCELLANATO

	CARATTERISTICHE TECNICHE TECHNICAL CHARACTERISTICS CARACTERISTIQUES TECHNIQUES TECHNISCHE EIGENSCHAFTEN	METODO DI PROVA TESTING METHOD TESTE D'ESSAI PROBEMETHODE	VALORE PRESCRITTO DALLA NORMA EN 176 REQUESTED VALUE EN 176 VALEUR PRESCRIT EN 176 VORSCHRIFT EN 176	valore ARPA valeur ARPA value ARPA ARPA werte
	ASSORBIMENTO D'ACQUA WATER ABSORPTION ABSORPTION D'EAU WASSERAUFNAHME	UNI EN 99	AA% MEDIO ≤ 0,5%	< 0,3
	RESISTENZA ALLA FLESSIONE BREAKING STRENGTH RÉSISTANCE À LA FLEXION BIEGEFESTIGKEIT	UNI EN 100	Ç MEDIA N/ mm2 ≥ 27	40/45
	DUREZZA DELLA SUPERFICIE SURFACE RESISTANCE DURETÉ DE LA SURFACE RITZHARTE DER OBERFLÄCHE	UNI EN 101	D MOHS ≥ 6	A NORMA ACCORDING TO NORM SELON LA NORME NACH NORME
	RESISTENZA ALL'ABRASIONE PROFONDA DEEP ABRASION RESISTANCE RÉSISTANCE À L'ABRASION PROFONDE TIEFENVERSCHLEISS	UNI EN 102	VALORE MEDIO ABRASO mm3 ≤ 205	< 150
	RESISTENZA ALL'ATTACCO CHIMICO CHEMICAL RESISTANCE RÉSISTANCE À L'ATTAQUE CHIMIQUE BESTÄNDIGKEIT GEGEN CHEMIKALIEN	UNI EN 106	NESSUN CAMPIONE DEVE PRESENTARE ALTERAZIONI VISIBILI D'ATTACCO CHIMICO NO SAMPLE MUST SHOW VISIBLE SIGNS OF CHEMICAL ATTACK	CONFORME ACCORDING CONFORME GEMAESS
	RESISTENZA AL GELO FROST RESISTANCE RÉSISTANCE AU GEL FROSTBESTÄNDIGKEIT	UNI EN 202	NESSUN CAMPIONE DEVE PRESENTARE ALTERAZIONI APPREZZABILI DELLA SUPERFICIE NO SAMPLE MUST SHOW VISIBLE ALTERATIONS TO SURFACE	RESISTE RESIST RESISTE BESTÄNDIG
	CARATTERISTICHE DIMENSIONALI SIDE DIMENSIONS DIMENSIONS DES CÔTÉS SEITENMAßE	UNI EN 98	± 0,5%	± 0,2%
	SPESSORE THICKNESS ÉPAISSEUR STÄRKE	UNI EN 98	± 5,0%	± 3%

CENTRO CERAMICO
SEZIONE CERAMICI INDUSTRIALI
Bologna, 9/11/17
Rapporto di prova N° 884317

CERTICER
LABORATORIO DI ROMA
Via Valle d'Aosta, 1 - 01040 Scandiano
Tel. 0528 802194
Fax. 0528 802194

Richiesto da: ARPA CERAMICHE S.p.A. - Via Romana, 7 - 42020 BOSCO DI SCANDIANO (RE)
Per il prodotto: Piastrina di ceramica smaltata 50x105x20 cm con smaltatura "Stara 20MM"
In data: 30/12/16 (Data ricevimento in laboratorio (campioni consegnati dal cliente): 30/12/16)
Data prova: Da 30/12/16 a 30/12/16

UNI EN 1176 (ISO 3094) - Determinazione della spaccatura antiscalfatura:
Ambienti a zone di lavoro ad alto rischio di scalfatura - Procedure di lavoro - Piano inclinato

Descrizione della superficie: Liscia, Profilata, Strutturata, Ronda

RISULTATI:
Angolo medio di accettazione - valore medio: 28,3°
Spazio di approssimazione (cm): 4

CLASSIFICAZIONE (SOR 181 - 182001):
Gruppo di resistenza allo scalfamento: B11
Gruppo di resistenza allo scalfamento: B11

CERTLAB - EUROPEAN NETWORK OF NATIONAL CERAMIC LABORATORIES - ITALIAN MEMBER

CENTRO CERAMICO
SEZIONE CERAMICI INDUSTRIALI
Bologna, 9/11/17
Rapporto di prova N° 884318

CERTICER
LABORATORIO DI ROMA
Via Valle d'Aosta, 1 - 01040 Scandiano
Tel. 0528 802194
Fax. 0528 802194

Richiesto da: ARPA CERAMICHE S.p.A. - Via Romana, 7 - 42020 BOSCO DI SCANDIANO (RE)
Per il prodotto: Piastrina di ceramica smaltata 50x105x20 cm con smaltatura "Stara 20MM"
In data: 30/12/16 (Data ricevimento in laboratorio (campioni consegnati dal cliente): 30/12/16)
Data prova: Da 30/12/16 a 30/12/16

UNI EN 1176 (ISO 3094) - Determinazione della spaccatura antiscalfatura:
Ambienti a zone di lavoro ad alto rischio di scalfatura - Procedure di lavoro - Piano inclinato

CONDIZIONI OPERATIVE:
Dimensioni della superficie provata (cm): 0,50 x 1,25
Anchezza delle fughe (mm): 2
Materiale costituente le fughe: Malta cementizia
Orientamento della superficie: Nessuno

RISULTATI:
Angolo medio di accettazione: 28,3°
Campo di approssimazione: A+B

CERTLAB - EUROPEAN NETWORK OF NATIONAL CERAMIC LABORATORIES - ITALIAN MEMBER



IMBALLAGGI E PESI - PACKING AND WEIGHTS - EMBALLAGES ET POIDS - VERPACKUNGEN UND GEWICHTE

Formati Sizes Formats Formate	Superfici Surfaces Surfaces Oberfläche	Pz/Scatola Pcs/Box Pcs/Boîte Stk/Karton	Mq/Scatola Sq. mt/Box M2/Boîte Qm/Karton	Mq/Pallet Sq. mt/Pallet M2/Palette Qm/Palette	Scatole/Pallet Boxes/Pallet Boîtes/Palette Karton/Palette	Peso/Scatola Weight/Box Poids/ Boîte Gewicht/Karton	Peso/Mq Weight/Mq Poids/Mq Gewicht/QM	Peso Pallet Weight Pallet Poids Palette Gewicht Palette	Dimensione Pallet Sizes Pallet Dimension Palette Paletten Massen
50x100	20MM Rettificato	1	0,5	25	50	23,66 Kg	47,32 Kg	1183 Kg	cm 105x105x63,5 (h)
100x50x5	20MM Gradone a Elle Rett.	2	-	-	-	-	-	-	-
50x100	20MM Gradone con toro Rett.	1	-	-	-	-	-	-	-
50x100	20MM Gradone doppio toro con sgocc. Rett.	1	-	-	-	-	-	-	-
-	20MM Angolo int. bordo con toro dx/sx	1	-	-	-	-	-	-	-
15x50	20MM Griglia Rett.	2	-	-	-	-	-	-	-

I COLORI E GLI EFFETTI RIPORTATI SUL PRESENTE CATALOGO SONO INDICATIVI PER I LIMITI CONSENTITI DALLA STAMPA; PER QUESTO NON POSSONO ESSERE VINCOLANTI E COSTITUIRE BASE PER EVENTUALI CONTESTAZIONI.
THE COLOURS AND THE EFFECTS ON THIS CATALOGUE ARE INDICATIVE DUE TO LIMITS OF THE PRINT; FOR THIS REASON, THEY CANNOT BE BINDING AND BE THE BASE FOR POSSIBLE CLAIMS.





Via Romana, 7
42019 Bosco di Scandiano
Reggio Emilia (ITALY)
Tel. 0522/34.13.11
Fax 0522/52.01.15
info@arpaceramiche.it
www.arpaceramiche.it

