



COOL





IL COLORE
NELLA SUA
FORMA
PIÙ PURA



GHOST






GHOST 120x120





COOL DECORO
LEAF WINTER 30x90
/ GHOST 60x120



ALMOND







ALMOND 60x60 | FOREST 30x90



COOL 30x90
COLOUR RANGE
/ ALMOND 60x60



STEEL






STEEL 60x120 | OCEAN 60x120





COOL CIRCLE
AUTUMN 30x90
CORAL 30x90
/ STEEL 60x60



OCEAN









COOL DECORO
LEAF AUTUMN 30x90
/ OCEAN 60x120



SHADOW





SHADOW 120x120 | CORAL 30x90





COOL CIRCLE
AUTUMN 30x90
SHADOW 30x90
/ SHADOW 60x60



LEGENDARECAP



WALL Cool Ghost 120x120
FLOOR Cool Ghost 60x120



WALL Cool Ghost 60x120
FLOOR Cool Ghost 60x60



FLOOR Cool Ghost 120x120



WALL Cool Coral 30x90, Cool Circle Autumn 30x90
FLOOR Cool Steel 60x60



WALL Cool Ocean 60x120
FLOOR Cool Ocean 120x120



FLOOR Cool Ocean 120x120



WALL Cool Decoro Leaf Winter 30x90
FLOOR Cool Ghost 60x120



WALL Cool Almond 60x120
FLOOR Cool Almond 60x120



WALL Cool Almond 60x120
FLOOR Cool Almond 60x60



WALL Cool Ocean 60x120
FLOOR Cool Ocean 60x60



WALL Cool Decoro Leaf Autumn 30x90
FLOOR Cool Ocean 60x120



WALL Cool Shadow 120x120
FLOOR Cool Shadow 30x90



WALL Cool Almond 60x120 / Cool Forest 30x90
FLOOR Cool Almond 60x120



WALL Cool Almond 60x60 / Cool Forest 30x90
FLOOR Cool Almond 60x60



WALL Cool Ghost, Almond, Steel, Shadow, Forest, Ocean, Desert, Coral 30x90
FLOOR Cool Almond 60x60



WALL Cool Coral 30x90
FLOOR Cool Shadow 120x120



WALL Cool, Desert 30x90, Cool Shadow Mosaico 5x5
FLOOR Cool Shadow 60x120



WALL Cool Shadow 30x90, Cool Circle Autumn 30x90
FLOOR Cool Shadow 60x60



WALL Cool Steel 30x90
FLOOR Cool Steel 60x60



WALL Cool Ocean 60x120
FLOOR Cool Steel 60x120



WALL Cool Circle Winter 30x90
FLOOR Cool Steel 60x120

GHOST

ALMOND

STEEL

SHADOW


OCEAN

COOL




120x120 48"x48" Rettificato Rectified ± 10 mm

CO120120GH Ghost	170
CO120120AL Almond	170
CO120120ST Steel	170
CO120120SH Shadow	170
CO120120OC Ocean	170



60x120 24"x48" Rettificato Rectified ± 10 mm

CO60120GH Ghost	154
CO60120AL Almond	154
CO60120ST Steel	154
CO60120SH Shadow	154
CO60120OC Ocean	154




60x60 24"x24" Rettificato Rectified ± 9,5 mm

CO6060GH Ghost	130
CO6060AL Almond	130
CO6060ST Steel	130
CO6060SH Shadow	130
CO6060OC Ocean	130



30x60 12"x24" Rettificato Rectified ± 9,5 mm

CO3060GH Ghost	130
CO3060AL Almond	130
CO3060ST Steel	130
CO3060SH Shadow	130
CO3060OC Ocean	130



Mosaico 5x5 30x30 12"x12" Rettificato Rectified

11x

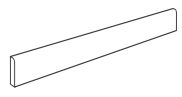
COMOSGH Ghost	* 35
COMOSAL Almond	* 35
COMOSST Steel	* 35
COMOSSH Shadow	* 35
COMOSOC Ocean	* 35



Battiscopa Digitale 6x60 2.4"x24" Rettificato Rectified

15x

CO60BATGH Ghost	30
CO60BATAL Almond	30
CO60BATST Steel	30
CO60BATSH Shadow	30
CO60BATOC Ocean	30



30x90 12"x36" ❌ 8 mm



CO3090GH Cool Ghost
30x90 12"x36" Rettificato Rectified

146



CO3090AL Cool Almond
30x90 12"x36" Rettificato Rectified

146



CO3090ST Cool Steel
30x90 12"x36" Rettificato Rectified

146



CO3090SH Cool Shadow
30x90 12"x36" Rettificato Rectified

146



CO3090DE Cool Desert
30x90 12"x36" Rettificato Rectified

146



CO3090FO Cool Forest
30x90 12"x36" Rettificato Rectified

146



CO3090CO Cool Coral
30x90 12"x36" Rettificato Rectified

146



CO3090OC Cool Ocean
30x90 12"x36" Rettificato Rectified

146




COCIRAUT Cool Circle Autumn
30x90 12"x36" Rettificato Rectified (3 soggetti)

147



COCIRWIN Cool Circle Winter
30x90 12"x36" Rettificato Rectified (3 soggetti)

147



COCIRAUT Cool Circle Autumn
30x90 12"x36" Rettificato Rectified (3 soggetti)

147



COCIRWIN Cool Circle Winter
30x90 12"x36" Rettificato Rectified (3 soggetti)

147



COCIRAUT Cool Circle Autumn
30x90 12"x36" Rettificato Rectified (3 soggetti)

147



COCIRWIN Cool Circle Winter
30x90 12"x36" Rettificato Rectified (3 soggetti)

147



CODECAUT Cool Decoro Leaf Autumn
30x90 12"x36" Rettificato Rectified

180



CODECWIN Cool Decoro Leaf Winter
30x90 12"x36" Rettificato Rectified

180

Caratteristiche Tecniche Technical Features

NORMA DI RIFERIMENTO / SPECIFICATION REFERENCE ISO 13006/ENI4411 APPENDICE G Bla GL

Caratteristica tecnica Technical feature	Norma Norm	COOL
LUNGHEZZA E LARGHEZZA / LENGTH AND WIDTH	UNI EN ISO 10545-2	CONFORME / IN ACCORDANCE
SPESORE / THICKNESS		CONFORME / IN ACCORDANCE
RETTILINEITÀ SPIGOLI / STRAIGHTNESS OF SIDES		CONFORME / IN ACCORDANCE
ORTOGONALITÀ / RECTANGULARITY		CONFORME / IN ACCORDANCE
PLANARITÀ / SURFACE FLATNESS		CONFORME / IN ACCORDANCE
ASPETTO / ASPECT		CONFORME / IN ACCORDANCE
 ASSORBIMENTO D'ACQUA WATER ABSORPTION	UNI EN ISO 10545-3	≤ 0,5%
 RESISTENZA A FLESSIONE / FLEXURAL STRENGTH	UNI EN ISO 10545-4	≥ 35 N/mm ²
MODULO DI ROTTURA / BREAKING STRENGTH		≥ 1300 N
 DETERMINAZIONE DELLA RESISTENZA ALL'URTO DETERMINATION OF IMPACT RESISTANCE	UNI EN ISO 10545-5	0,90
 RESISTENZA ALL'ABRASIONE (METODO PEI) ABRASION RESISTANCE (PEI-METHOD)	UNI EN ISO 10545-7	PEI 3 + 5
 COEFFICIENTE DI DILATAZIONE TERMICA LINEARE THERMAL EXPANSION COEFFICIENT	UNI EN ISO 10545-8	(5,7÷5,9) X 10 ⁻⁶ /°C
 RESISTENZA AGLI SBALZI TERMICI THERMAL SHOCK RESISTANCE	UNI EN ISO 10545-9	RESISTENTE RESISTANT
 DETERMINAZIONE DELLA DILATAZIONE DOVUTA ALL'UMIDITÀ DETERMINATION OF MOISTURE EXPANSION	UNI EN ISO 10545-10	0,0 mm/m
 DETERMINAZIONE DELLA RESISTENZA AL CAVILLO DETERMINATION OF CRAZING RESISTANCE	UNI EN ISO 10545-11	RESISTENTE RESISTANT
 RESISTENZA AL GELO FROST RESISTANCE	UNI EN ISO 10545-12	INGELIVO FROST-RESISTANT
 RESISTENZA AGLI AGENTI CHIMICI RESISTANCE TO CHEMICALS	UNI EN ISO 10545-13	MIN. CLASS B LB HB
 RESISTENZA ALLE MACCHIE STAIN RESISTANCE	UNI EN ISO 10545-14	MINIMO CLASSE 3 MINIMUM CLASS 3
 RESISTENZA ALLO SCIVOLAMENTO SLIP RESISTANCE	DIN 51130	R10
	DIN 51097	A+B
	C.o.F B.C.R./D.M. 236 14/6/89	>0,40
	D.C.o.F / ANSI A326.3	>0,42
 REAZIONE AL FUOCO REACTION TO FIRE	96/603/CE	AI _{FL} /AI
 GRADO DI VARIAZIONE CROMATICA AESTHETIC CLASSES	ANSI A137.1	V2

FORMATO SIZE	SPESORE THICKNESS	PEZZI/COLLO PIECES/BOX	MQ/COLLO SQM/BOX	KG/COLLO KG/BOX	COLLI/PALLET BOX/EUROPAL	MQ/PALLET SQM/EUROPAL	KG/PALLET KG/EUROPAL	FASCIA PREZZO PROCE RANGE
120x120 48"x48" Rettificato Rectified	10 mm	2	2,88	67,00	18	51,84	1206,00	170
60x120 24"x48" Rettificato Rectified	10 mm	2	1,44	32,56	36	51,84	1172,00	154
60x60 24"x24" Rettificato Rectified	9,5 mm	3	1,08	23,05	40	43,20	922,00	130
30x60 12"x24" Rettificato Rectified	9,5 mm	6	1,08	22,92	48	51,84	1100,00	130
Mosaico 5x5 30x30 12"x12"	9,5 mm	11	-	-	-	-	-	35
Battiscopa 6x60 2.4"x24"	-	15	-	-	-	-	-	30
30x90 12"x36" Rettificato Rectified	8 mm	5	1,35	23,50	48	64,80	1128,00	146
30x90 12"x36" Circle	8 mm	5	1,35	23,50	48	64,80	1128,00	147
30x90 12"x36" Decoro Leaf	8 mm	4	1,08	-	-	-	-	180

* Prezzo al pezzo - vendita tassativa a scatole complete | Price at piece - sale in full boxes only



MARINER

AZIENDA CON SISTEMA DI GESTIONE
QUALITÀ CERTIFICATO
UNI EN ISO 9001:2015